

The cover features a central illustration of a dark blue, ornate building facade with two arched windows. Inside the windows, silhouettes of a girl and a boy are visible; the girl is looking out, and the boy is reading with a magnifying glass. The entire scene is surrounded by numerous floating books of various colors (red, purple, green, orange, white) and open pages. The title 'Book Scavenger' is written in large, stylized, 3D yellow letters with orange outlines, and 'Kids Activity Book' is written in teal letters on a white banner below it. A yellow starburst in the bottom left corner contains the text 'Fun Activities & Prizes Inside!' in teal script.

# Book Scavenger

Kids Activity Book

Fun  
Activities  
& Prizes  
Inside!



# Welcome

**Garrison Griswold, here! I'm so excited you and your parents, or another trusted grown-up, have decided to join me and Youth One Book, One Denver on this year's summer reading adventure! We have so much fun in store for you. Now in its fifth year, the Youth One Book, One Denver reading program is a citywide shared reading adventure just for kids. Find a copy of this year's book, "Book Scavenger" by Jennifer Chambliss Bertman, and join us as we discover clues that unlock all the fun you can have through reading and exploring your great city.**

## How to Use Your Book Scavenger Activity Booklet:

- 1.** Complete activities in any order and at any time while reading the book. In order to be entered to win prizes, activities must be completed by July 29, 2016. A full list of prizes will be available on our website [www.artsandvenues.com/yobod](http://www.artsandvenues.com/yobod). They include donations from Lighthouse Writers Workshop, Colorado Symphony, Denver Arts & Venues, Christy Ottaviano Books, Henry Holt and Company, and MacMillan Publishing and many more organizations.
- 2.** When you have completed an activity in one of the five sections, make sure to mark it on the activity tracker located on page 15. Please visit [www.artsandvenues.com/yobod](http://www.artsandvenues.com/yobod) to track your progress. Submit each activity completion form online at [www.artsandvenues.com/yobod](http://www.artsandvenues.com/yobod), and in return you will receive a clue to solve the secret password, also located on page 15.
- 3.** Once you have completed the activity tracker, located on page 15, please mail or scan and email your form to the address below or enter the Summer Scavenger Secret Password at [www.artsandvenues.com/YOBODparty](http://www.artsandvenues.com/YOBODparty). You will be invited to the "Book Scavenger" Summer Celebration and entered to win great prizes from Lighthouse Writers Workshop, Colorado Symphony, Denver Center for the Performing Arts, and many other organizations.  
YOBOD  
Attn: Brooke Dilling  
1345 Champa Street  
Denver, CO 80204  
Or email it to [Brooke.dilling@denvergov.org](mailto:Brooke.dilling@denvergov.org)—please put YOBOD in the subject line of your email.
- 4.** Throughout the summer don't forget to check the Youth One Book, One Denver calendar for upcoming events! The calendar is located at [www.artsandvenues.com/YOBODcalendar](http://www.artsandvenues.com/YOBODcalendar). Most activities are free or low cost.

## About the Book

Twelve-year-old Emily is on the move again. Her family is relocating to San Francisco, home of her literary idol: Garrison Griswold, creator of the online sensation “Book Scavenger,” a game in which books are hidden all over the country and clues to find them are revealed through puzzles. But Emily soon learns that Griswold has been attacked and is in a coma, and no one knows anything about the epic new game he had been poised to launch. Then Emily and her new friend James discover an odd book, which they come to believe is from Griswold and leads to a valuable prize. But there are others on the hunt for this book, and Emily and James must race to solve the puzzles Griswold left behind before Griswold’s attackers make them their next target.

## About the Author

Jennifer Chambliss Bertman was a book-loving, game-playing, puzzle-solving daydreamer of a kid who grew up in the San Francisco Bay Area. One of her favorite jobs was being a recreation leader because she got to plan games and adventures for children. When she was eighteen, she interned for a magazine in Manhattan and has worked in publishing ever since. Jennifer holds an MFA in creative writing and now lives in Colorado with her family. *Book Scavenger* is her first novel. To learn more about her, visit [jenniferchamblissbertman.com](http://jenniferchamblissbertman.com) or [bookscavenger.com](http://bookscavenger.com).

## Share Your Adventure!

Share photos of you and your family completing YOBOD activities for the YOBOD Summer 2016 Gallery.

NOTE: Always be sure you have your parent’s permission first before sharing something. By sending a photo you are giving us permission to use the photo on our website, social media and in future YOBOD promotions. Submit your photos at the following link: [www.artsandvenues.com/yobod](http://www.artsandvenues.com/yobod)

*Disclaimer*—reading, solving mysteries, using computers and websites, and exploring our city can be a wonderful adventure for you and your family! It’s very important that you participate in these activities with a parent, guardian, or another trusted adult. Not only is it safer, but adventuring is also much more fun when you have people to share it with!

Now in its fifth year, the Youth One Book, One Denver reading program is a citywide, shared reading adventure just for kids. Pick up a copy of this year’s book, “*Book Scavenger*” by Jennifer Chambliss Bertman, and join in the fun!





# Stem Explorer

Complete one of the activities in this section and log your success on the activity tracker on page 15. Next, visit [www.artsandvenues.com/yobod](http://www.artsandvenues.com/yobod) and fill out the Stem Explorer tracking form to receive your clue. The Summer Scavenger Secret Password is located at the bottom of this page and again on page 15. Place this clue on the line that is marked “Part 1” of the Summer Scavenger Secret Password.



## 21st Century Treasure Hunt

One source of inspiration for the book hiding game described in “Book Scavenger” is the hobby of geocaching. Around the world, millions of people hide “caches” for others to find using a Geocaching app or GPS device. With parent permission, visit [www.geocaching.com](http://www.geocaching.com) to learn more about geocaching and see caches near you. Many Denver Public Library locations have hidden caches and can be a great place to start. Complete this activity by finding a hidden cache!



## Incredible Invisible Ink

Throughout history, codes and invisible ink have been used to hide information in plain sight. While lemon juice and a lighter is used in the story (page 305), basic chemistry can also be used to hide and reveal messages. Mix 1 tablespoon of baking soda with 1 tablespoon of water in a small dish. Use a cotton swab or paintbrush to write a secret note on a piece of paper. Let the ink dry. To make the message appear, paint over the paper with grape juice concentrate. The acidic grape juice will react with the baking soda, causing a color change that reveals the message. Swap notes with a friend or sibling.



## It's a Binary World

While creating a coded message to enter in the class' cipher competition, James uses a number system called “binary” (page 196). Learn more about this system online or in a book. Next, look for numbers around your kitchen and tag five numbers with a sticky note showing the number's equivalent in binary. For example, if a bag contains 15 cookies, you would add a note saying “1111” (that's 15 in binary). See who asks about the tags first!


Summer Scavenger Secret Password Part 1:





# Inspired Artist

Complete one of the activities in this section and log your success on the activity tracker on page 15. Next, visit [www.artsandvenues.com/yobod](http://www.artsandvenues.com/yobod) and fill out the Inspired Artist tracking form to receive your clue. The Summer Scavenger Secret Password is located at the bottom of this page and again on page 15. Place this clue on the line that is marked “Part 2” of the Summer Scavenger Secret Password.



## From Words to Pictures

As an author, Jennifer Chambliss Bertman uses words to “paint” a picture of the people, places and things in her story. What would happen if you used her words to inspire a piece of art? Choose a favorite part of the book that describes a place or person. Reread it carefully noticing all the details. Next, use colored pencils, markers or paint to create the image you see in your mind. One possible passage: the description of James’ room on page 62.



## Art from Books

Mr. Hollister uses books to create an artistic window display at his small bookstore (page 93). How can you use books to make a design, sculpture or scene? Use only books or mix in toys, things from nature, kitchen utensils or anything you find around the house. Host a mini gallery opening party to show off your work to family members.



## Silly Photo Props

When Emily is feeling anxious about her first day of school in San Francisco, James puts on a pair of reindeer antlers to make her smile. While Emily and James joke around with the antlers, Emily’s mom snaps some great first-day-of-school photos (page 112). What photo props do you think would make your friends and family smile even on a tough day? Using paper, cardboard, markers, glue, scissors, craft sticks, pipe cleaners or other art supplies, create a set of custom silly photo props. Next, snap some hilarious photos!

Summer Scavenger Secret Password Part 2:





# Book Nomad

Complete one of the activities in this section and log your success on the activity tracker on page 15. Next, visit [www.artsandvenues.com/yobod](http://www.artsandvenues.com/yobod) and fill out the Book Nomad tracking form to receive your clue. The Summer Scavenger Secret Password is located at the bottom of this page and again on page 15. Place this clue on the line that is marked “Part 3” of the Summer Scavenger Secret Password.



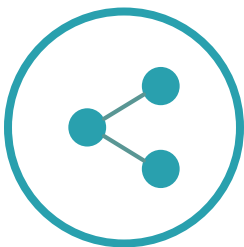
## Research and Reveal

When the Crane family decides to move to a new city, Emily’s parents stage a table full of clues, which the family calls the “reveal dinner” (pages 11-12). Challenge your family to identify a mystery city of your choosing by creating clues to put on the table at dinner. Start by researching your secret city’s basic facts, famous landmarks, well-known celebrities and professional sports teams. Next, write out clues, draw pictures or print out photos and then set the table for dinner!



## Get to Know Poe

The literary works of Edgar Allan Poe play a central role in “Book Scavenger,” but how well do you know Poe? Visit your local library or PoeStories.com to read one of Edgar Allan Poe’s most famous poems, “The Raven.” Some of the words in this poem will be new to you. Choose five new words from the poem to look up in a dictionary. Write down their definitions and try to use each one once today!



## Book Mapper

Garrison Griswold’s game leads Emily and James through a series of books connected by shared authors, characters or story elements. On a sheet of paper, draw five large circles in a row. Write “Book Scavenger” in the first circle. Next, think about other books you know. Do any of them have something in common with “Book Scavenger?” When you find a book with a connection, write down the title in the second circle. Can you think of a third book that connects to the second book? Challenge yourself to fill all five circles to make a book map. If you get stuck, ask a friend, family member or librarian for ideas!

Summer Scavenger Secret Password Part 3:



# 1. James & Emily's Cipher

REGULAR ALPHABET

A	B	C	D	E	F	G	H	I	J	K	L	M	N	O	P	Q	R	S	T	U	V	W	X	Y	Z
---	---	---	---	---	---	---	---	---	---	---	---	---	---	---	---	---	---	---	---	---	---	---	---	---	---

CIPHER KEY

T	H	E	Q	U	I	C	K	B	R	O	W	N	F	X	J	M	P	S	V	L	A	Z	Y	D	G
---	---	---	---	---	---	---	---	---	---	---	---	---	---	---	---	---	---	---	---	---	---	---	---	---	---

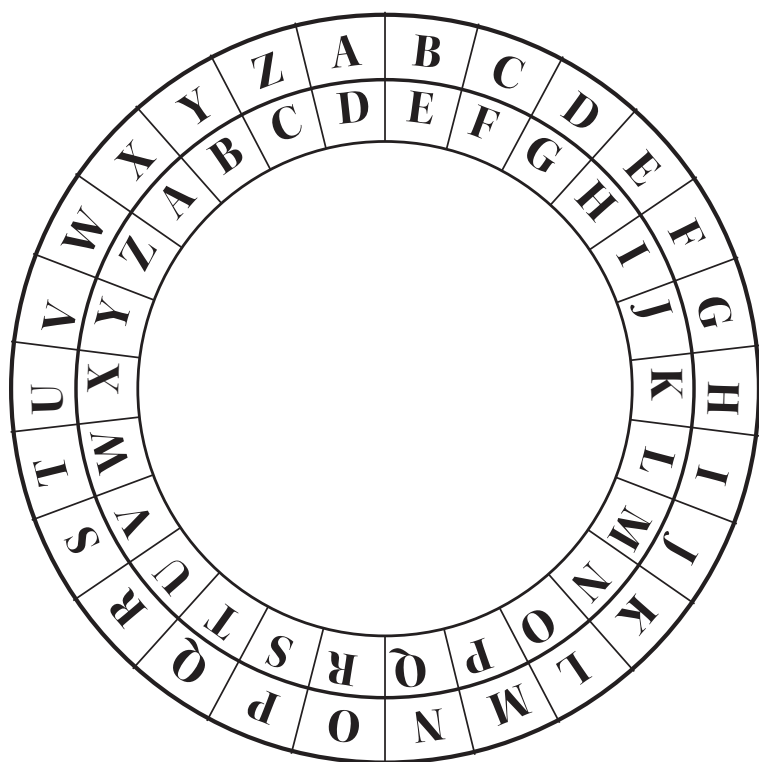
**Try It:** Use James and Emily's Cipher chart to translate this message:

**JLGGWUS TPU ILF**

---

Check your answer on page 10

# 2. Caesar Shift Cipher



**Try It:** Use the Caesar Shift Cipher chart to translate this message:

**ERRNV RSHQ GRRUV  
WR QHZ ZRUOGV**

---

Check your answer on page 10

# 3. Pig Pen Cipher

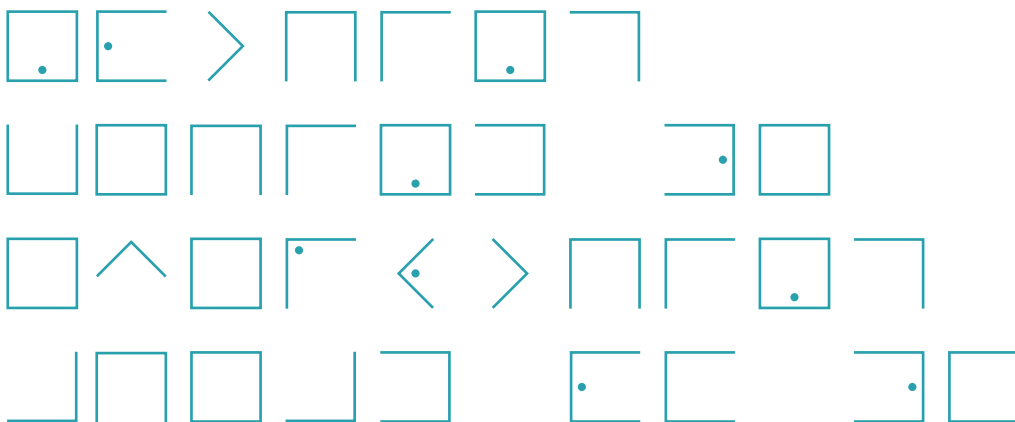
A	B	C
D	E	F
G	H	I

J	K	L
M	N	O
P	Q	R

	S	
T		U
	V	

	W	
X	⋈	Y
	Z	

**Try It:** Use the Pig Pen Cipher chart to translate this message:



Check your answer on page 10



# 4. Morse Code

A	·—	J	·— — —	S	··
B	—···	K	—·—	T	—
C	—·—·	L	·—··	U	··—
D	—··	M	— —	V	··—
E	·	N	—·	W	·— —
F	··—·	O	— — —	X	—··—
G	— — ·	P	·— — ·	Y	—·— —
H	···	Q	— — ·—	Z	— — ··
I	··	R	·—·		

**Try It:** Use the Morse Code chart to translate this message:

···· ·— ···— ·· —· — — · ···— ··— —·  
,  
·· ··· —· — ···· ·— ·—· —··  
,  
·— — ···· · —· —·— — — — ··— ···— ·  
— — · — — — — ·—  
·—·· ·· —··· ·—· ·— ·—· —·— —  
—·—· ·— ·—· —··

Check your answer on page 10

# 5. Solve It!

Fill in the blanks to complete this magic square.

Every row, column, and diagonal should add up to the same number.

	9	
3		
8		6



# Invent Your Own Secret Language

Fill in this chart with a letter, number or symbol for each letter of the alphabet.

## REGULAR ALPHABET

A	B	C	D	E	F	G	H	I	J	K	L	M
---	---	---	---	---	---	---	---	---	---	---	---	---

## CIPHER KEY

--	--	--	--	--	--	--	--	--	--	--	--	--

## REGULAR ALPHABET

N	O	P	Q	R	S	T	U	V	W	X	Y	Z
---	---	---	---	---	---	---	---	---	---	---	---	---

## CIPHER KEY

--	--	--	--	--	--	--	--	--	--	--	--	--

# Answers for Try it Messages

6	1	8
7	5	3
2	9	4

1. Puzzles are fun.
2. Books open doors to new worlds.
3. Nothing behind me, everything ahead of me —*Jack Kerouac*
4. Having fun isn't hard, when you've got a library card. —*Arthur (the aardvark)*
5.



# Word Wanderer

Complete one of the activities in this section and log your success on the activity tracker on page 15. Next, visit [www.artsandvenues.com/yobod](http://www.artsandvenues.com/yobod) and fill out the Word Wanderer tracking form to receive your clue. The Summer Scavenger Secret Password is located at the bottom of this page and again on page 15. Place this clue on the line that is marked “Part 4” of the Summer Scavenger Secret Password.



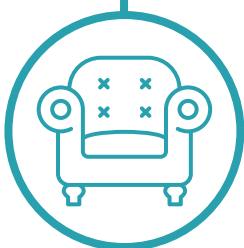
## Book Adviser

While visiting the City Lights bookstore, Emily’s Dad notices a bulletin board in the shop asking customers “what book will you always recommend?” (page 89). How would you answer this question? Write a short book recommendation based on your answer. Don’t forget to mention why you think everyone should read this book. With permission from a parent, share your review at a local bookstore, library or online bookseller.



## Cipher Maker

“Book Scavenger” is full of ciphers and codes! Look through the “Book Scavenger” Secret Code Reference Guide in the center of this booklet and then create your own code language. Use your new language to write secret notes with a friend or sibling.



## Room Recorder

The details of a scene can truly bring a story to life. Imagine you are writing a book about your life and want readers to be able to picture your favorite room. Find a comfortable place to sit in that room and write a list of every item you see, from a crumpled sock under the bed to a framed poster on the wall. Challenge a friend or family member to spot every item you wrote on your list.

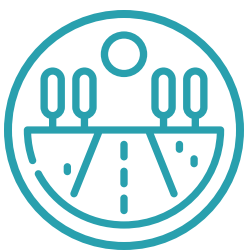
Summer Scavenger Secret Password Part 4:





# City Scout

Complete one of the activities in this section and log your success on the activity tracker on page 15. Next, visit [www.artsandvenues.com/yobod](http://www.artsandvenues.com/yobod) and fill out the City Scout tracking form to receive your clue. The Summer Scavenger Secret Password is located at the bottom of this page and again on page 15. Place this clue on the line that is marked “Part 5” of the Summer Scavenger Secret Password.



## Trace Jack's Tracks

Did you know? Jack Kerouac, one of Mr. Crane's favorite authors, spent time in Denver along with other well-known Beat Generation (1950s) writers including Neal Cassady and Allen Ginsberg. Learn more about Kerouac's Denver hangouts online or at your local library and then take a parent with you to visit one of these places in person.



## Mass Transit Master

In “Book Scavenger,” the characters frequently use mass transit like BART to get around San Francisco. With a parent's permission, use the Trip Planner at [www.rtd-denver.com](http://www.rtd-denver.com) to plan out a weekend trip to a museum, park or library using mass transit. Print out the route details and take your family on an outing!



## Portrait of My City

As the Crane family moves from city to city on their quest to live in all 50 states, Emily's mom keeps a blog with photos and details about their experience in each place. If you were writing a blog about Denver, what places would you include? The capitol? Your local library? A favorite park? Visit one of the Denver locations on your list with a parent and photograph it from a variety of angles. Create a collage with your photos.

Summer Scavenger Secret Password Part 5:







# Great Books Spark Great Conversation

---

After reading “Book Scavenger,” use these questions to start a book chat with a friend or family member.

1. Emily’s parents want to live once in each state. What do you think are some good things about this lifestyle choice? What are some bad things?
2. There are many themes of friendship and what it means to be a good friend throughout “Book Scavenger.” What do you think it means to be a good friend?
3. Discuss the Jack Kerouac quote on page 234: “What’s in store for me in the direction I don’t take?” Do you ever consider this when you are making decisions? How do you make your choice when you are choosing between multiple things?
4. On page 259, Mr. Hollister gives Emily the following advice: “Don’t mistake shared interests with shared ethics.” What do you think this might mean?
5. At the end of the book, the author thanks various people, including some of her former teachers, for their encouragement and support. Who are some of the teachers you would thank? Why?



# Check Out These Great Books!

---

If you enjoyed reading “Book Scavenger,” we think you’ll enjoy reading these books too.

“**Absolutely, Truly**” by Heather Vogel Frederick

“**The Egypt Game**” by Zilpha Keatley Snyder

“**Escape from Mr. Lemoncello’s Library**” by Chris Grabenstein

“**The Friendship Riddle**” by Megan Frazer Blakemore

“**From the Mixed-Up Files of Mrs. Basil E. Frankweiler**” by E. L. Konigsburg

“**The Gollywopper Games**” by Jody Feldman

“**The Great Greene Heist**” by Varian Johnson

“**Greenglass House**” by Kate Milford

“**The Mysterious Benedict Society**” series by Trenton Lee Stewart

“**The Name of this Book is Secret**” by Pseudonymous Bosch

“**Nooks and Crannies**” by Jessica Lawson

“**Omega City**” by Diana Peterfreund

“**The Puzzling World of Winston Breen**” by Eric Berlin

“**Shakespeare’s Secret**” by Elise Broach

“**Under the Egg**” by Laura Marx Fitzgerald

“**The Westing Game**” by Ellen Raskin

“**The Wig in the Window**” by Kristen Kittscher

# Track Your Progress

Mark the box next to each activity you complete. Activities can be completed in any order.



## Stem Explorer

☐ 21st Century Treasure Hunt

☐ Incredible Invisible Ink

☐ It's a Binary World



## Inspired Artist

☐ From Words to Pictures

☐ Art from Books

☐ Silly Photo Props



## Book Nomad

☐ Research and Reveal

☐ Get to Know Poe

☐ Book Mapper



## Word Wanderer

☐ Book Adviser

☐ Cipher Maker

☐ Room Recorder



## City Scout

☐ Trace Jack's Tracks

☐ Mass Transit Master

☐ Portrait of My City



## Summer Scavenger Secret Password

1		2		3		4		5	
---	--	---	--	---	--	---	--	---	--

Next visit [www.artsandvenues.com/YOBODparty](http://www.artsandvenues.com/YOBODparty) and enter the Summer Scavenger Secret Password to receive your invitation to the “Book Scavenger” Summer Celebration or complete the form below and mail it to:

YOBOD

Attn: Brooke Dilling  
1345 Champa Street  
Denver, CO 80204


Or email it to [Brooke.dilling@denvergov.org](mailto:Brooke.dilling@denvergov.org)—please put YOBOD in the subject line of your email.

Name \_\_\_\_\_

Street Address \_\_\_\_\_ City \_\_\_\_\_ State \_\_\_\_\_ Zip \_\_\_\_\_

# BOOK SCAVENGER

*Join other Youth One Book One  
Denver readers for fun events  
throughout the summer! Check  
out the calendar at  
[artsandvenues.com/yobod](http://artsandvenues.com/yobod)*



For more great activities tied to Book Scavenger,  
please visit [bookscavenger.com](http://bookscavenger.com) and get ready for the second  
book in the Book Scavenger Series — Book Scavenger:  
“Unbreakable Code” hits stores January 2017!